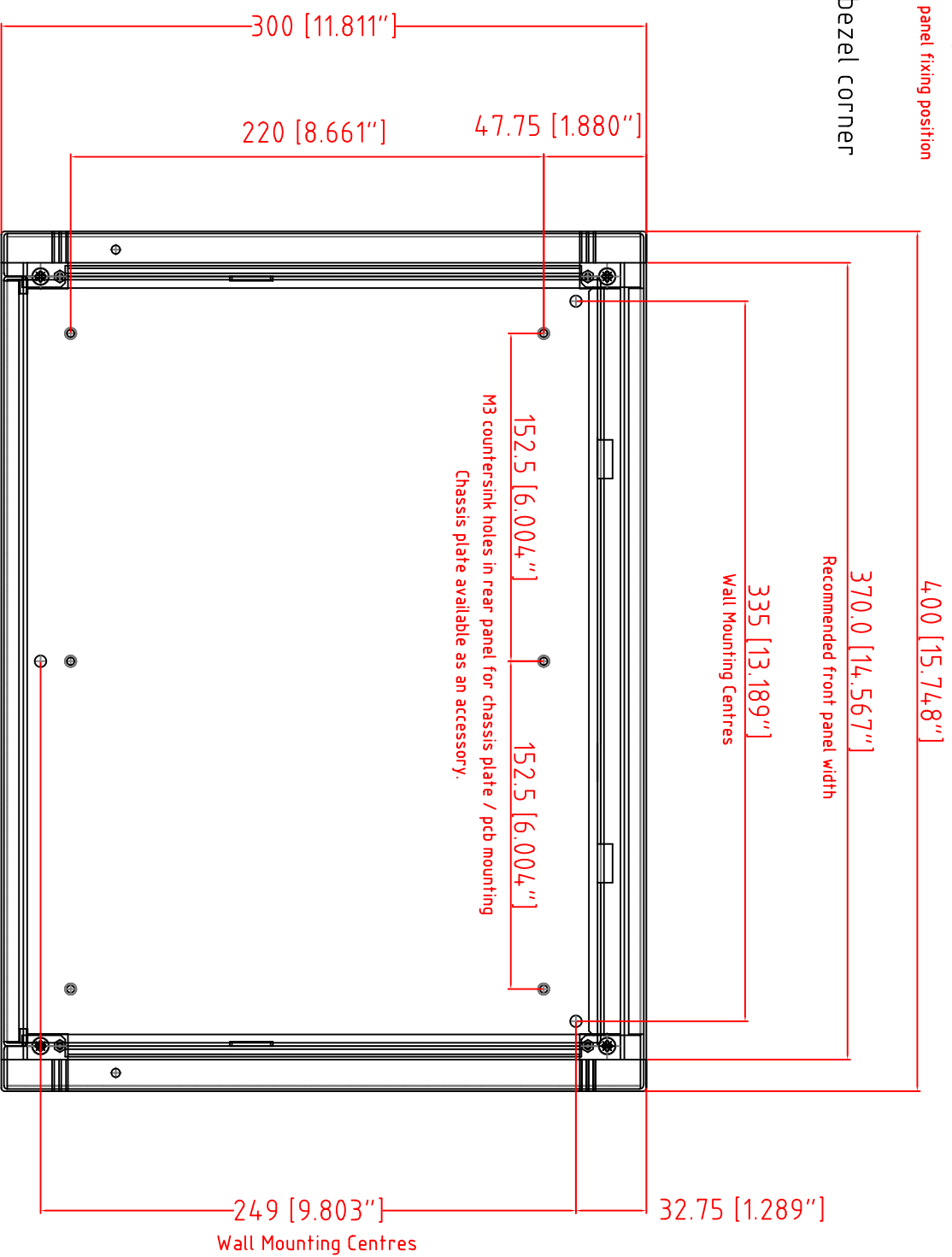
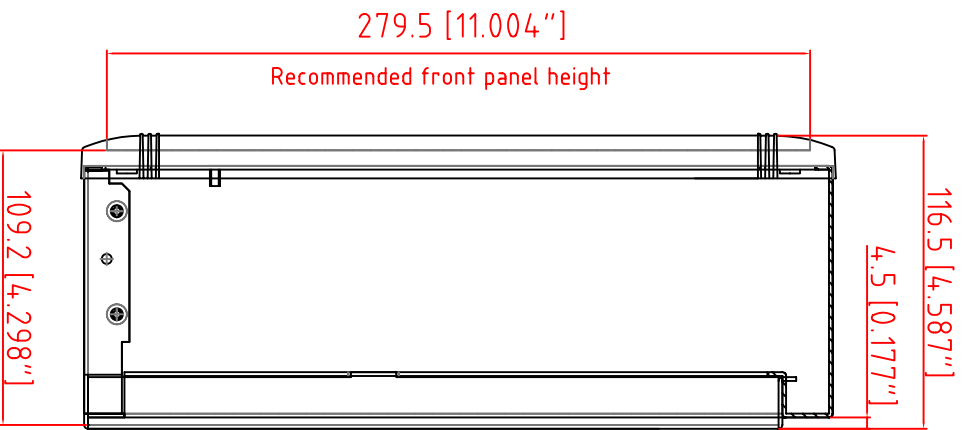
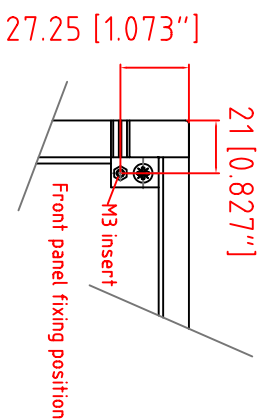


FIRST ANGLE PROJECTION



M5840105 - RAL 7035 / RAL 7040 Grey
M5840109 - RAL 9005 Black

Geometry is set as blocks.
Each view has:
the rear cover/base - green
the side / top cover - magenta
the bezel assembly - blue

Build & Finish.
All parts are made from aluminium, except hardware. The finish is fine texture epoxy polyester powder paint.
The case body is fabricated from 1.5mm material & then painted RAL 7035 or RAL 9005. The bezel is aluminium die castings & extrusions & then painted RAL 7040 or RAL 9005.

Tolerances unless otherwise stated:		Required Finish:		Scale: 1:1		ALL DIMENSIONS IN MILLIMETRES (Inches in brackets)		DO NOT SCALE	
General tolerances ±0.20		See note		Drawn by: Ian Cox		Drawing Number		Date drawn: January '07	
Resultant tolerances between hole centers ±0.15				Checked By:		Part Name		Material Spec.	
Tolerances on hole diameters ±0.05				METCASE ENCLOSURES		Datamet L		See note	
Angles ± 0.5°		www.metcase.com		15 Brunel Way, Segensworth East, Fareham, Hampshire, PO15 5TX, UK.		Part Number		Sheet 1 of 1	
Surface finish 32/		©OKW ENCLOSURES LTD (DATE AS SHOWN). THIS DRAWING CONTAINS PROPRIETARY INFORMATION OF OKW ENCLOSURES LTD AND IS TENDERED SUBJECT TO THE FOLLOWING CONDITIONS: THE INFORMATION BE RETAINED IN CONFIDENCE, NOT BE REPRODUCED OR COPIED, AND NOT BE USED OR INCORPORATED IN ANY PRODUCT, UNLESS PERMISSION IS OBTAINED IN WRITING FROM OKW ENCLOSURES LTD.						A0	